



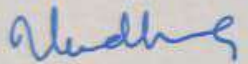
दिनांक 06.03.2022

सूचना

सत्र 2021-22 में सभी NEP के अंतर्गत अध्ययनरत छात्राओं को सूचित किया जाता है कि महाविद्यालय द्वारा नेशनल एकेडमिक डिपॉजिटरी (NAD)/ एकेडमिक बैंक ऑफ क्रेडिट (ABC) में छात्राओं द्वारा अर्जित क्रेडिट जमा कर दिए गए हैं।

अतः आप सभी छात्राएं अपना डिजी लॉकर पर अपना अकाउंट बनाए फिर अकाउंट बनाने के पश्चात ABC ID प्राप्त करना होगा एकेडमिक बैंक ऑफ क्रेडिट पर आई डी प्राप्त कर इस ABC ID द्वारा अपने अर्जित क्रेडिट देखे जा सकेंगे।

I & II के TG छात्राओं का रजिस्ट्रेशन अनिवार्य रूप से प्रवाहर, सूची हस्ताक्षरित कर नियंत्रक स्वशाली प्रकोष्ठ को

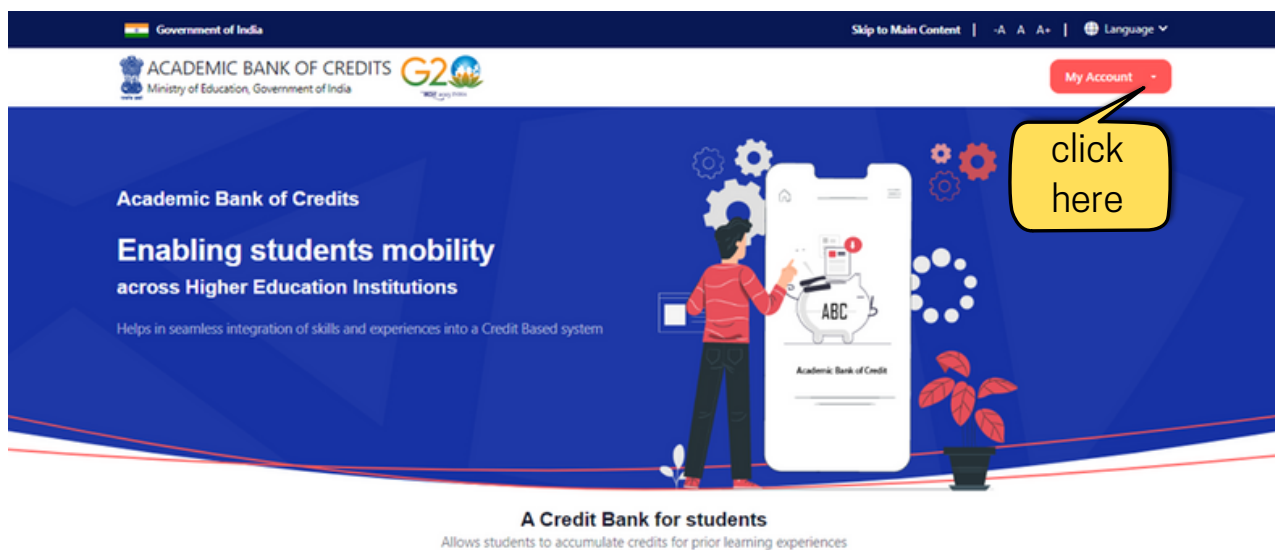

नियंत्रक


प्राचार्य

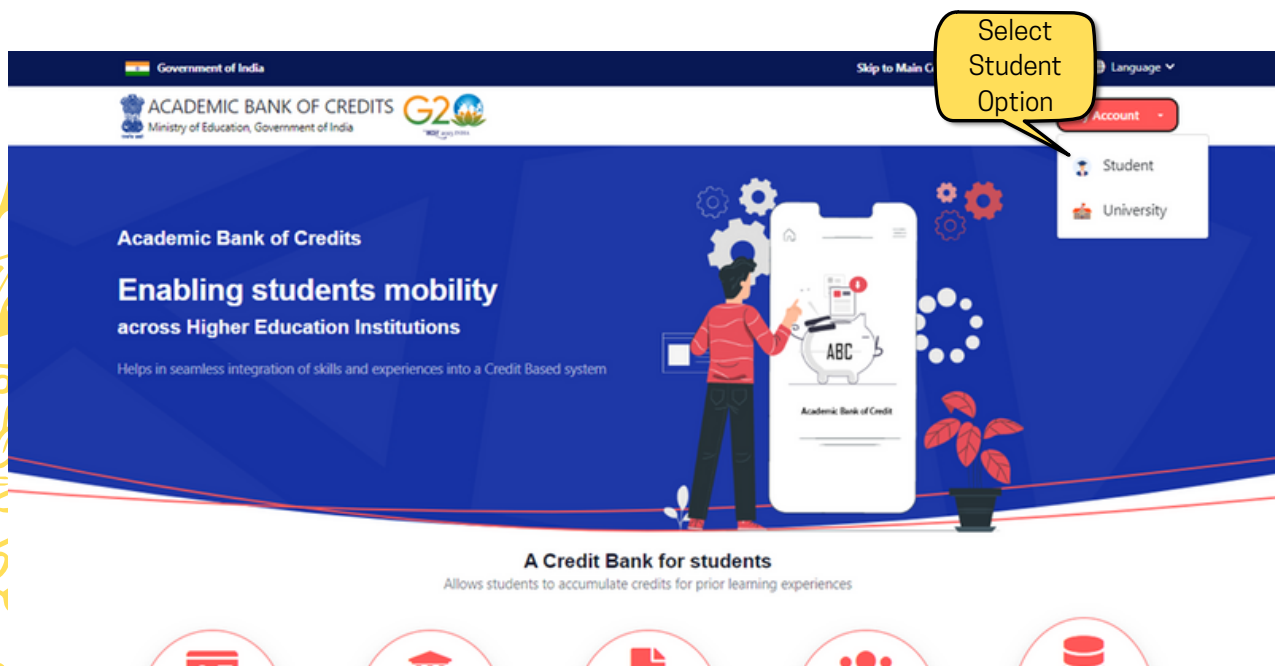
Sarojini Naidu Govt. Girls P.G (Autonomous) College, Bhopal

How to create ABC-ID Registration Process

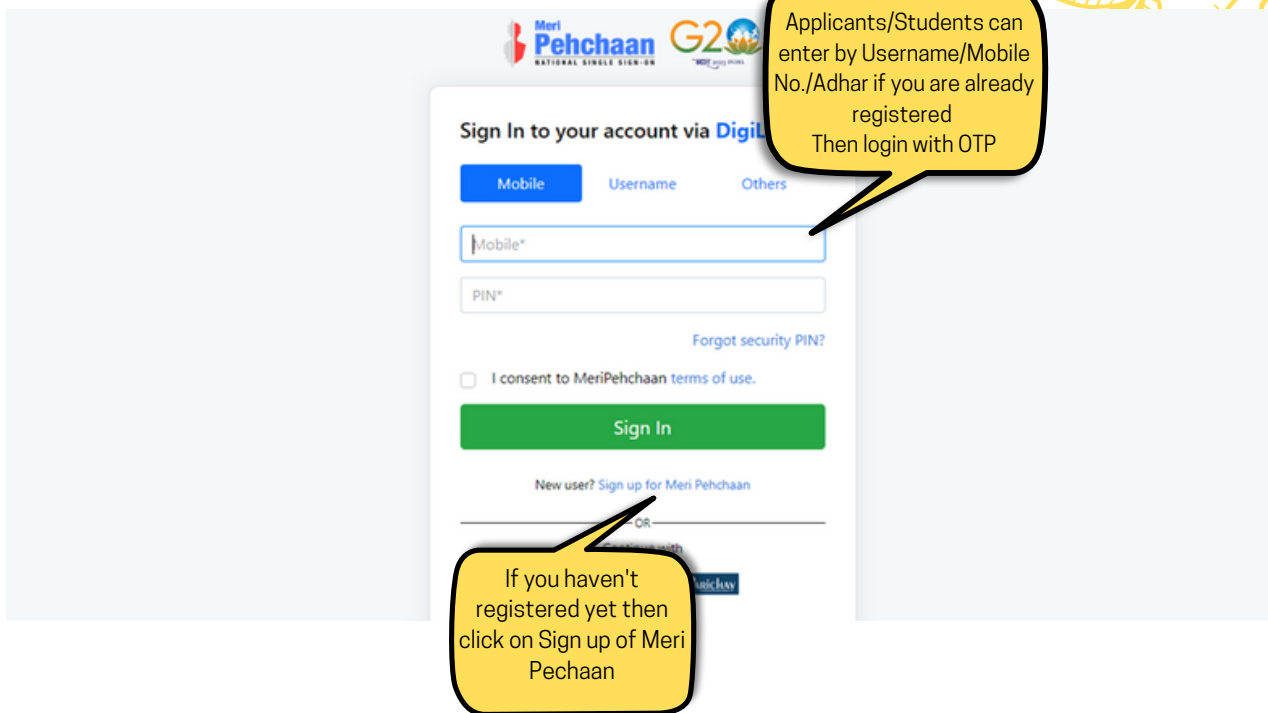
1. Click on link - <https://abc.gov.in> ,
A page will open,
Then click on My Account



2. Select Student Option

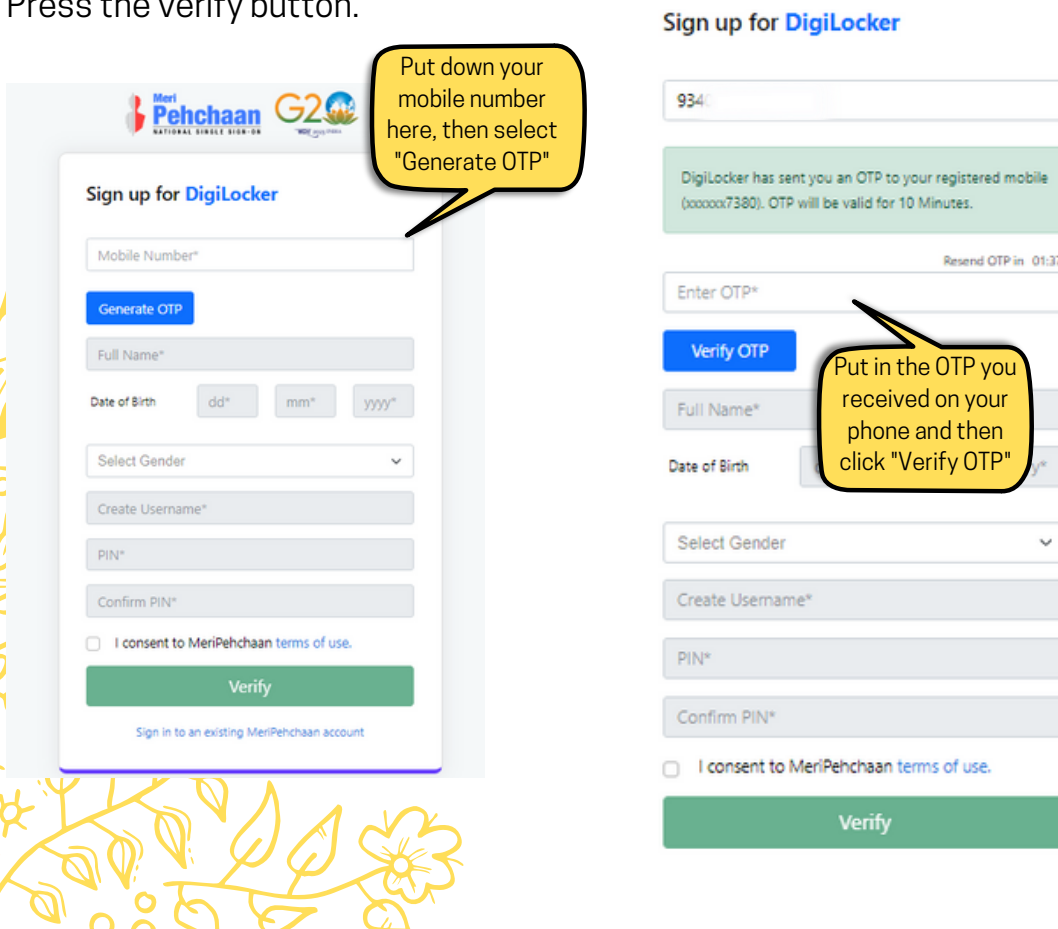


3. Enter your username if you have already registered with **DigiLocker**; otherwise, select an alternative option. Sign up for **Meri Pehchaan**.



The screenshot shows the 'Sign In to your account via DigiLocker' page. It features three tabs: 'Mobile', 'Username', and 'Others'. The 'Mobile' tab is selected, showing a 'Mobile*' input field, a 'PIN*' input field, and a 'Forgot security PIN?' link. Below these is a checkbox for 'I consent to MeriPehchaan terms of use.' and a green 'Sign In' button. A link for 'New user? Sign up for Meri Pehchaan' is also present. Two callouts are present: one pointing to the 'Mobile*' field with the text 'Applicants/Students can enter by Username/Mobile No./Adhar if you are already registered Then login with OTP', and another pointing to the 'Sign up for Meri Pehchaan' link with the text 'If you haven't registered yet then click on Sign up of Meri Pehchaan'.

4. If you're new to digilocker, enter your mobile number and click Generate OTP. Click Verify OTP after getting the OTP on your device. Following that, you will be prompted for your name, date of birth, gender, as well as a username and PIN to build your own. Press the verify button.



The screenshot shows the 'Sign up for DigiLocker' page. It has two main sections. The first section is for generating an OTP, with a 'Mobile Number*' input field, a 'Generate OTP' button, and fields for 'Full Name*', 'Date of Birth' (dd*, mm*, yyyy*), 'Select Gender', 'Create Username*', 'PIN*', and 'Confirm PIN*'. A checkbox for 'I consent to MeriPehchaan terms of use.' and a green 'Verify' button are at the bottom. A callout points to the 'Mobile Number*' field with the text 'Put down your mobile number here, then select "Generate OTP"'. The second section is for verifying the OTP, with a pre-filled '9340' in the 'Enter OTP*' field, a 'Verify OTP' button, and the same personal information fields as the first section. A callout points to the 'Verify OTP' button with the text 'Put in the OTP you received on your phone and then click "Verify OTP"'. A green message box above the OTP field states: 'DigiLocker has sent you an OTP to your registered mobile (xxxxxx7380). OTP will be valid for 10 Minutes.' and a 'Resend OTP in 01:37' timer is visible.

Meri Pehchaan NATIONAL SINGLE SIGN-ON G20

Sign up for DigiLocker

934 ✓

Full Name*

Date of Birth dd* mm* yyyy*

Select Gender

Create Username*

PIN*

Confirm PIN*

I consent to MeriPehchaan terms of use.

Verify

[Sign in to an existing MeriPehchaan account](#)

Create a username (of your choosing) and PIN (a six-digit password of your choosing) by entering your name, date of birth, and gender. In the Confirm PIN box, enter the PIN once more. Select "I agree to the MeriPehchaan terms of use" by checking the box. then select the Verify button.

5.

Meri Pehchaan NATIONAL SINGLE SIGN-ON G20

DigiLocker
Document Wallet to Empower Citizens

✓

Thank You for Signing up for DigiLocker MeriPehchaan Service.
You may use your credentials for access to MeriPehchaan Services.

Verify your account with Aadhaar

Aadhaar Number*

DigiLocker uses Aadhaar to do further authentication of the user.

Continue

[Skip now](#)

Enter your AADHAR number and select Continue.

Meri Pehchaan NATIONAL SINGLE SIGN-ON G20

Verify OTP

AADHAAR has sent a OTP *****5299(valid for 10 m)

Enter OTP*

Resend OTP in 01:43

Submit

Put in the OTP you received on your phone and then click "Submit"

6. After submitting you will receive you ABC id which would be displayed on the dashboard.